

LH2 Series

RoHS Directive Products

High Flow Rate Applications (Needle Type)

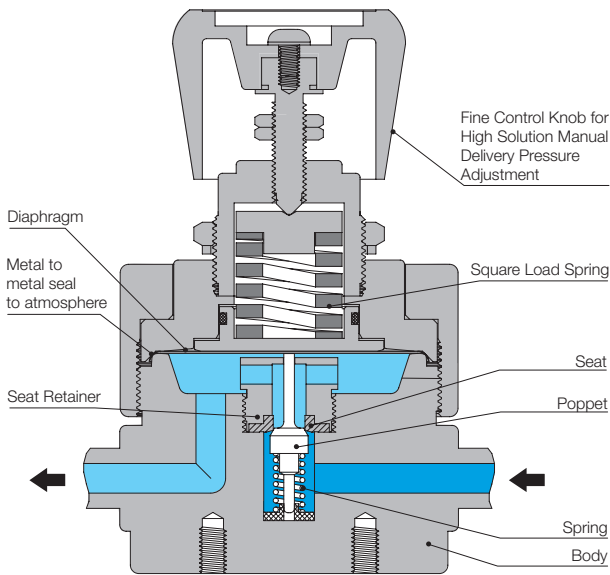


Inlet Pressure	Max.6 MPaG (Max.870 PSIG)
Outlet Pressure	Max.0.8 MPaG (Max.116 PSIG) (Pressure Range: 0~0.2 MPa, 0~0.4 MPa, 0~0.6 MPa, 0~0.8 MPa)
Supply Pressure Effect	0.0019 MPaG (0.28 PSIG) per 0.1 MPaG (14.5 PSIG)
Proof Pressure	9.0 MPa (1,305 PSI)
CV	0.60
Temperature	-10°C to +40°C
Outboard Leakage	$1 \times 10^{-11} \text{ Pa} \cdot \text{m}^3/\text{sec} \cdot \text{He}$ ($1 \times 10^{-10} \text{ atm} \cdot \text{cc}/\text{sec} \cdot \text{He}$)
Internal Volume	32.3 cc (1.95 in ³) w/o fittings
Approximate weight	4.7 kg (10 lbs. 6 oz.)
Installation	Threaded holes on the rear surface or Panel mounting

[NOTE]

1MPa = 10.2 kgf/cm² = 145.04 PSI
 1MPa = 7504.36 mmHg = 295.4 inHg

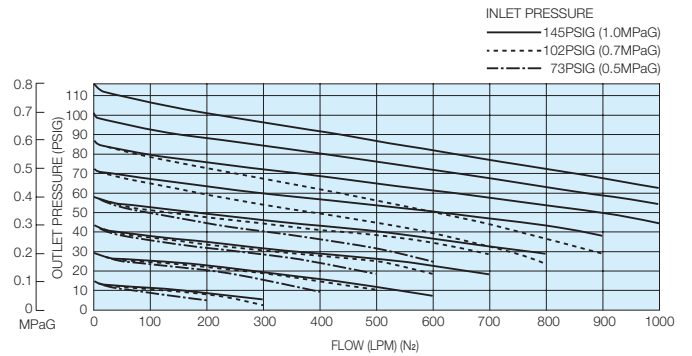
Cross sectional drawing



[NOTE]

- Avoid turning the control knob excessively.
- No filter in this unit.

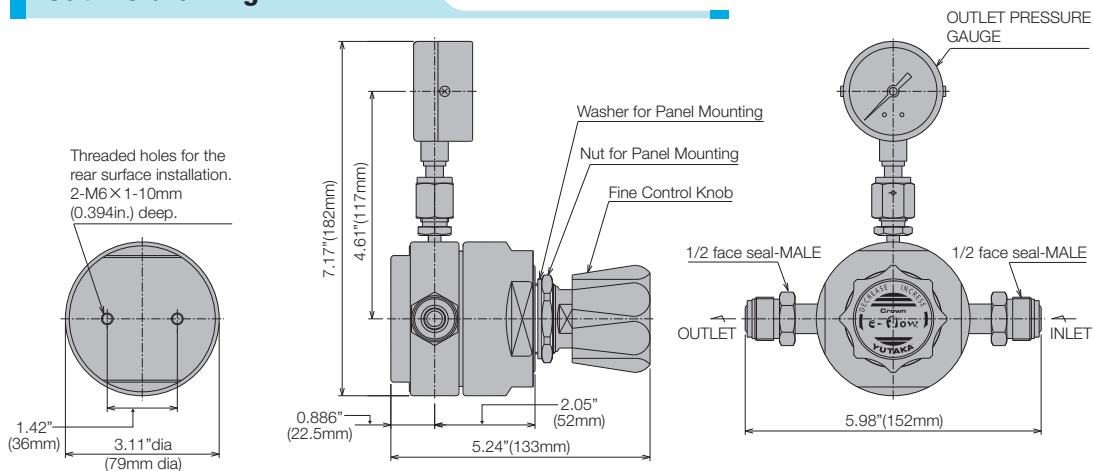
Flow characteristics



[NOTE]

- These tests were performed at ambient conditions.

Outline drawing



[NOTE]
 · Dimensions are in inches and (mm) for reference only.
 · Face to face length of the male and female are the same.
 · Subject to change without notice.

Materials of construction

MODEL & TYPE	LH2SS	LH2SH	LH2SS-C0	LH2SH-CL2	LH2SS-N20	LH2SS-NH3
Wetted Parts						
Body	SUS316L					
Poppet	SUS316	Hastelloy® C-22	SUS316	Hastelloy® C-22	SUS316	
Seat Retainer	SUS316L	Hastelloy® C-22	SUS316L	Hastelloy® C-22	SUS316L	
Diaphragm	Hastelloy® C-22		SUS316L	Hastelloy® C-22		
Seat	PCTFE		Fluoroplastics	Vespe®	Special Fluoroplastics	
Spring	SUS316					
Gasket to seal for gauge	Ni		SUS316	Ni		
Non-wetted Parts						
Bonnet	SUS304					
Control Knob	ABS Resin					
O-ring	NBR					

Wetted surface finishes

Standard Ra (GRADE "B")	32µin. (0.80µm) or less
Optional Ra (GRADE "A")	7µin. (0.18µm) or less

Standard connections

3/8", 1/2" face to face length of the male and female are the same. 5.98in. (152mm)

[NOTE]
 · Any combination of Face Seal male and/or female fittings are available for inlet and outlet.
 · Size and configuration of pressure gauge port is 1/4" Face Seal male.

Ordering information

